

**REACH PEAK
PERFORMANCE WITH HYVA**



**COMPLETE SOLUTIONS,
CUSTOMISED TO YOUR NEEDS**



Hyva is a leading global provider of innovative and highly efficient transport solutions for the commercial vehicle and environmental service industries. The company is committed to the development, production, marketing and distribution of solutions used in hydraulic loading and unloading systems on trucks and trailers. Its products are used worldwide across a range of sectors including transport, construction, mining, materials handling and environmental services providers.

Founded in 1979, the company is headquartered in Alphen aan den Rijn in The Netherlands and operates in more than 130 countries with over 2,500 employees around the world. The Hyva Group, encompasses 37 subsidiaries globally, with

an extraordinary sales and service coverage and 12 production facilities in Brazil, China, Germany, India, and Italy,

Hyva is one of the largest global manufacturers of cranes and related equipment, with a complete range of easy-to-use solutions for simple and compact uses as well as the most heavy duty tasks. The series features a class lifting capacity from 1 to 165 tonne metre and different crane architectures, including compact, telescopic, articulated, rollover and linkage-equipped models. We also provide a vast variety of accessories that allow our cranes to be easily adapted for diverse applications.

NEW PRODUCT DEVELOPMENT

Our concept to field approach assures that every solution is expertly designed with cutting-edge technology and extensive structural verification techniques to meet precise specifications, while prototypes are rigorously field-tested in real, day-to-day operating conditions to guarantee operational durability and effectiveness. Our commitment to your success extends beyond delivery through a series of comprehensive training and feedback programs that prepare your team to make the most of our purpose-built solutions.



3D DEVELOPMENT

Our research and development department uses a state-of-the-art 3D CAD system to model each individual component of the crane and assess adequate functional geometry for all movements.



FINITE ELEMENT METHOD (FEM)

Finite Element Method (FEM) facilitates the detailed analysis of the crane's structure as well as loading conditions and helps achieve strength-to-weight optimisation at the design stage.



OUR PRODUCTION PROCESS

Hyva cranes are manufactured at our dedicated facilities in Italy and Brazil, which have been equipped with best-in-class technologies to support our lean manufacturing processes and high standards of ergonomics and precision. Every stage of the process is actively monitored to ensure each crane adheres to exact specifications as well as our world-renowned quality standards.

1 HIGH STRENGTH SPECIAL STEEL

The robustness of our cranes is achieved using high performance and extra high-strength steel, which is sourced from trusted, market-leading partners such as SSAB. The high-tensile steel reinforces the flexibility and performance of structural components, which maximises the load capacities of the vehicles on which the cranes are installed.

2 ADVANCED AUTOMATION FOR CONSISTENT QUALITY

We deploy a range of purpose-built equipment for the preparation of structural parts, such as a laser cutting machine for crafting components with negligible margin of error and advanced nesting tools to minimise production time and waste material. Our innovative techniques include the use of a single weld seam to secure the crane's extension, significantly reducing the possibility of breakage. The welding process utilises a fully programmed robot and high-tech masks to guarantee consistency throughout production.

3 EXCEPTIONAL DURABILITY AND PROTECTION

The structure of our cranes is fortified using a number of cutting-edge methods, including sandblasting and cataphoresis for superior protection against corrosion. Once these protective treatments have been applied, the cranes are immersed in high quality paint to achieve a flawless coat that is checked for thickness and consistency. This 'dance of colours' is conducted in a quarantined space devoid of impurities and with thoughtful consideration to environmental factors.

4 INTEGRATED QUALITY CONTROL

Whether it be design, functionality, efficiency or endurance, our cranes are produced to meet the highest standards of quality in every respect. This is achieved by incorporating strict controls and quality checks throughout the production process, from the verification of components to dimension control and field testing. Cranes are only delivered to our customers once all assessments have been qualified and final checks completed.



PROTOTYPE PRODUCTION

All components are thoroughly assessed for compliance with design specifications before the prototype is assembled in a dedicated area. The entire process is documented so that it can be optimised for the production phase.



TESTED IN ALL CONDITIONS

The prototype is fatigue-tested in different positions and working conditions for up to 600,000 loading cycles, simulating 10 years of regular use, while being computer-monitored to detect any operational inconsistencies.




FIELD TESTS

Expert users test the crane in real, day-to-day operating conditions, directly communicating any feedback to our team for further enhancements. Cranes are only launched once the extensive field testing programme is complete.




Hyva loader cranes are the preferred choice across more than 130 countries worldwide given their remarkable ease of use, operational efficiency and cost effectiveness. A comprehensive range of models with loading capacities of up to 165 tonne metre and vast variety of extensions ensure that our loader cranes are well-suited to versatile applications in construction, oil & gas, mining, waste handling, logistics, gardening, power generation, maintenance and building industries.

FEATURES



EES – EXTRA EXTENSION SPEED

The EES system has been engineered to optimise speed without compromising on safety. This is achieved by a special regenerative valve that recycles oil during extension for increased efficiency.



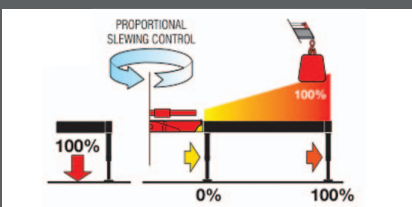
SDS – SMOOTH DESCENT SYSTEM

The Soft Descent Drive system utilises a special counter-balance valve to minimise boom oscillation. This grants the user perfect control over crane motions as well as enhanced safety and damage prevention.




LAS – LIFTRÓD ARTICULATING SYSTEM

Most models are fitted with LAS, which enables them to adopt a broad array of working positions. The system uses a durable double linkage to raise the mechanical advantage of the articulation, facilitating high adaptation with negative angle as well as constant capacity in all positions.



SCS – STABILITY CONTROL SYSTEM

All eight stability control systems are optimised to crane characteristics, such as lifting capacity and architecture. SCS assures cranes only operate when optimal stabiliser positions are achieved. SCS is standard on CE cranes with lifting capacities of over 1000kg and are optional for non-CE cranes.



LCS – LIFT CONTROL SYSTEM

This feature automatically adjusts the speed of the crane for heavier loads while maintaining smooth, continuous motion, which offers the benefit of improved safety, efficiency as well as an up to 10% increase in lifting capacity.

P-LCS – PROPORTIONAL LIFT CONTROL SYSTEM

P-LCS is an advanced system that fortifies the crane's ability to manage heavy loads by reducing the speed of the boom's motion in proportion to the weight of the load. This allows the lifting capacity to be extended by as much as 15%.

CUTTING-EDGE INNOVATIONS



MAGIC TOUCH

A graphic display which allows the driver to automatically fold (from any position to transport position) and unfold (to working position) when required. This easy-to-use function improves driver attention, promotes safe operation and enhancing productivity by saving time.



DYNAMIC LOAD DIAGRAM

The Dynamic Load Diagram offers impeccable precision while minimising risk, allowing operators to easily determine accurate crane lifting capacity.

Electronic sensors determine truck stability based on a 360-degree evaluation of truck characteristics as well as beam positioning. An intuitive graphic illustrates the crane's available outreach capacity for the selected load in addition to the exact boom slewing position.

NEW CRANE LINE



Equipped with cutting-edge features and capabilities, including an advanced ergonomic control station, Dynamic Load Diagram, Magic Touch and radio remote control, our New Crane Line (NCL) sets the latest benchmarks in design, performance, reliability and safety for truck-mounted cranes.

The innovative range features best-in-class medium-sized cranes, with a wide slewing angle of up to 425°, as well as an extensive choice of purpose-built accessories and attachments. Built for extended lifetime value and unrivalled durability, these cranes demonstrate advanced resistance to even the most challenging environmental conditions.



HA SERIES

Compact Telescopic – From 1 to 3 tonne metre

HA telescopic cranes pack incredible power and endurance in a highly compact and light design. The range is additionally equipped with electro-hydraulic power packs that enable the cranes to be installed in special locations, such as where no power take-off is available or stationary mounting is necessary. The HA series is the go-to range for customers in need of a compact, easy to use and adaptable solution.



HA

HT SERIES

Telescopic – From 5 to 24 tonne metre

The HT series of telescopic boom cranes have superior strength, given their high lifting capacity and rigid structure. They are also conveniently compact, with their four hydraulic extension cylinders positioned adjacent to the boom in order to optimise crane height. The compact, light and easy-to-operate nature of the cranes, combined with their strength, make them ideal for car recovery and simple loading applications.



HT

HV SERIES

V Line Articulated – From 3 to 22 tonne metre

The HV series of compact articulated cranes strike the perfect balance between cost effectiveness and peak performance. Simple to use yet capable of hard work, these cranes are available in seven different lifting capacities.



HV

HB SERIES

Articulated – From 3 to 70 tonne metre

Known for its extensive versatility and user-friendliness, this range of basic articulated cranes have a lifting capacity range from 3 to 70 tonne metre. HB cranes are simple and low-weight given their light booms and extensions as well as lack of linkages. However, their articulate geometry and top-of-range components make them perfectly robust and flexible for wide-ranging applications.



HB

HBR SERIES

Articulated – From 30 to 60 tonne metre

The HBR series is the natural choice for tough applications that require especially high functionality and robustness. The large articulated cranes remain constant in all boom positions, and are available with manual or radio controls for enhanced flexibility.



HBR

HC SERIES

Articulated LAS – From 8 to 165 tonne metre

The high-performance double linkages and innovative variations and accessories make the HC series our best-in-class articulated cranes. Equipped with long outreaches (with a broad range of hydraulic extensions available), negative 2nd boom angle and high precision positioning capability, HC cranes are well-suited to diverse uses, including challenging loads that require absolute precision and high lifting capacity.



HC



HCe SERIES

Endless Slewing

HCe cranes are equipped with endless slewing, which allows them to operate in an unrestricted radius of action. These models utilize hydraulic gear motor for rotation, as opposed to a rack and pinion slewing. This not only speeds up cycle times, but also boosts the cranes' ability to operate regardless of the vehicle's position. The robust structure of these cranes further contributes to lifetime value, with the ball bearing slewing system scarcely requiring maintenance in exchange for a longer service life.



HCe

HC K SERIES

'Kompact' Boom

The 'K' line of HC cranes are fortified with a 'K' boom. The shorter second boom makes it easier for the cranes to manage high loads, increasing their lifting capacity. K cranes can conveniently fit inside short truck bodies and are augmented by many signature features including Extra Extension Speed (EES), Smooth Descent System (SDS) and Liftrod Articulating System (LAS).



HC K

Our ability to keep up with the latest market demands and local requirements is what makes Hyva a leading global manufacturer of cranes. With an advanced R&D department and an entrenched global presence, Hyva is at the forefront of developing new solutions to cater to the evolving nature and demands of crane applications across various industries and geographies.

FFB

Our FFB line of cranes is uniquely engineered to support advanced applications in agriculture. By automating various costly manual processes, the cranes boost the productivity and efficiency of fruit collection and also improve the speed and safety of harvesting activities.

Customers can choose from a variety of models as well as a dedicated range of accessories, including hooks, forks, grabs and augers, to adapt the cranes for their selected tractors and harvesting procedures.

FFB cranes have a distinguished reputation for their strength, reliability, safety and ease of use. Built in accordance with the EN12999 ISO9001 standards, each model features a modern structure that is fortified with an internal extension cylinder on the HB50 FFB model. The entire range has been extensively field-tested under the toughest conditions, including off-road and hilly terrains, high temperatures, humidity and frequent rains, for proven resilience across several repeat daily cycles of routine processes and intense applications.



FFB

HA – MB

The Hyva Man Basket (HA-MB) cranes are especially tailored for maintenance and repair works. A fibreglass basket at the head of the crane safely positions a worker to perform a wide range of tasks at a height of up to 14 meters, with proportional speed control bolstering precision and flexibility.

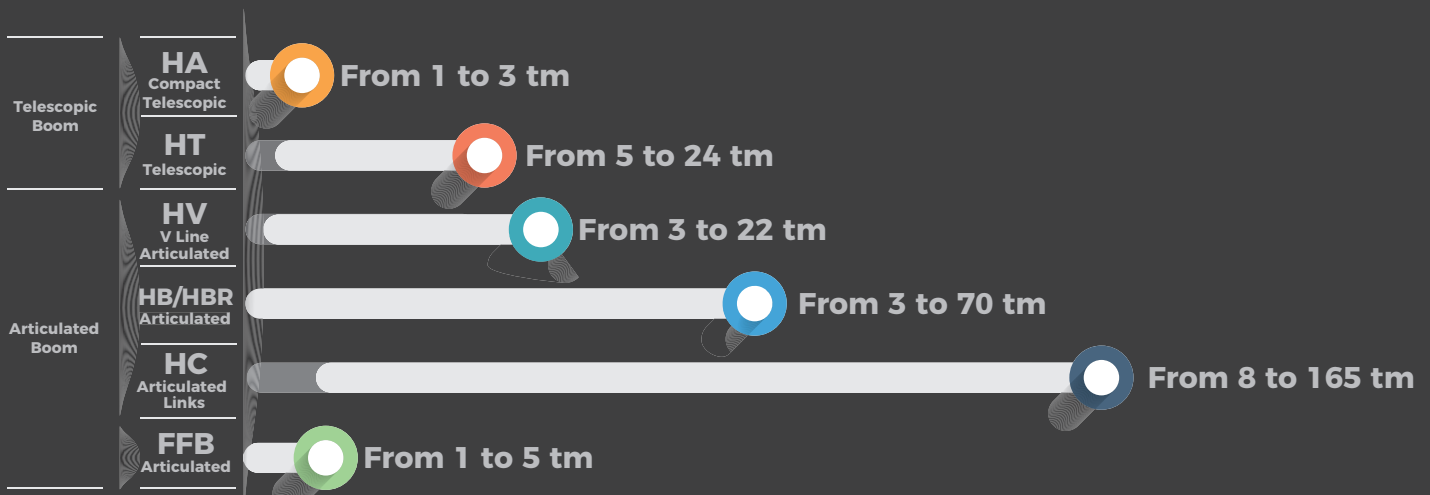
Available in two different models, HA-MB Telescopic cranes are able to accommodate a combined crane and basket weight of up to 1300 kg despite their compact dimensions and lightweight design. Controls are conveniently positioned near a dedicated control bank, with the added ability to manage stabilisers via radio remote. Other features include a special 'self-aligning' balancing system, that allows the basket to be constantly positioned horizontally without any intervention from the user.

The specialist crane can be further equipped with a range of custom accessories including a load limiting device, extra extensible stabilisers and turning stabiliser legs.



HA-MB

PRODUCT RANGE



NEW CONTROL STATION

The new control station of our cranes is designed to incorporate the most ergonomic working position, user-friendly interface and smooth management of crane operations.

KEY FEATURES

7" colour display

Quick, intuitive and effortless access to all functions and information.

Vertical stabilisers levers

Ergonomic design for enhanced ease of use, responsiveness, safety and supervision of stabilising operation.

Crane controls

Low and horizontal positioning of levers maximises comfort and convenience.

RADIO REMOTE CONTROL

A range of ergonomic control devices give users the ability to remotely control our cranes for added safety, versatility, and efficiency.

The multifunctional radio remote control allows the operator to move the crane while maintaining the load in a controlled position.

RECYCLING AND TIMBER CRANES

Our dedicated line of HZ cranes are peerless in their performance and value for recycling and timber applications. The cranes are distinguished by their incredible compacting strength and several unique features, such as extended outreaches and flexible installation, which maximises their productivity and endurance for long periods of demanding work. A wide range of accessories and customisations are also available to extend their functionality for specialist applications.

FEATURES



HOOK CLEARANCE

The powerful hook clearance function allows loading at significant height and proximity to the column, boosting payloads for considerable gains on performance.



DOUBLE RACK AND PINION

Every model over 11 ton/meters is fitted with a double rack and pinion system which amplifies the torque and resilience of the crane regardless of the angle of elevation.



CHAIN SYSTEM

Each crane is fortified with an advanced chain system that boosts efficiency by delivering outstanding speed with minimal heating and friction.



TOP SEAT

Top seats across the range are ergonomically designed to maximise comfort. Customers can also opt to have the seat equipped with hydraulic lift and descent.



LINKAGE

For consistent loading speeds across the working area, foldable cranes with capacities of up to 10 ton/meters are equipped with a linkage system on main boom.

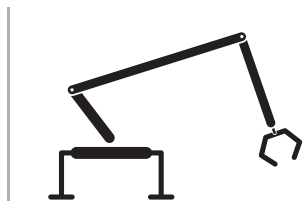
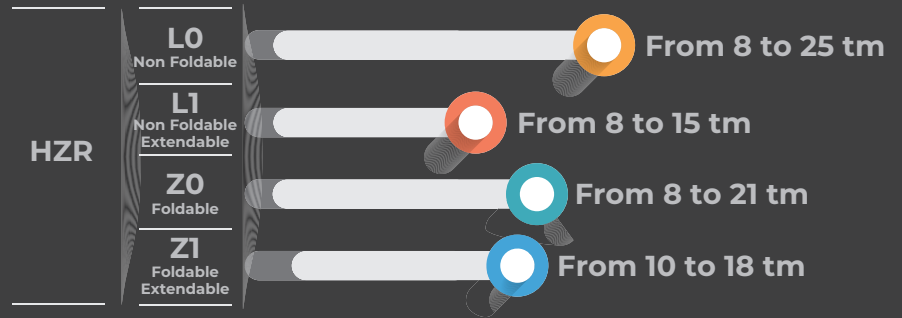


HEAVY DUTY

Designed in accordance with the European standard EN12999, the cranes are built to withstand extreme temperatures and working conditions. High value retention is achieved with simplified maintenance.

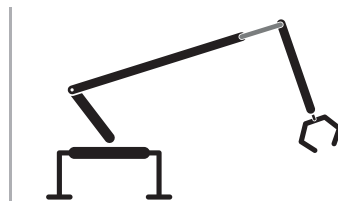
RECYCLING CRANES

The HZR series are especially designed for the highly variable and demanding nature of scrap and container handling applications. In addition to their high speed and robust design, the cranes are also valuable for their unique flexibility and ease of installation across different vehicle types and mounting needs.



HZR LO

Improved speed and reliability is achieved with the ability to park the boom on the body. An articulation cylinder over the boom supports damage protection.



HZR L1

In addition to superb hook clearance, the L-shaped geometry of this model accommodates an extendible main boom that facilitates quick and precise movements.



HZR Z0

The compact structure of the crane can fold in transport position and maximise truck loading, offering improved versatility as well as lifting capacity.

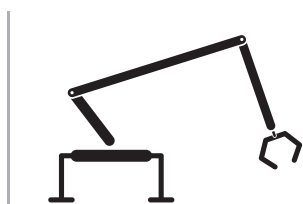


HZR Z1

Optimal versatility and robust performance is achieved with a foldable structure as well as an extendible main boom propelled by an internal double effect cylinder.

TIMBER CRANES

The HZT cranes guarantee the endurance and reliability that is pivotal for smooth, balanced operation in forestry. The cutting-edge design of their structural and hydraulic components facilitates top speed performance regardless of the size and weight of the load. An ergonomic top seat and intuitive controls assure complete user safety as well as easy crane manoeuvrability through even the toughest and most unpredictable terrains.



HZT LO

The ability to park the boom on the body improves speed and reliability. An articulation cylinder over the boom secures the structure from accidental damage.



HZT Z0

These cranes optimise truck loading with the ability to fold in transport position, offering greater flexibility as well as lifting capacity.

ROLLOADER CRANES



Hyva's latest range of Kennis roloader cranes deliver exceptional value for a wide range of uses, including the most high intensity activities, with its superb combination of grit, flexibility and speed. Equipped with their own power source, the self-propelled cranes can effortlessly traverse on trailer platforms which enables them to benefit from a vast handling area for maximum efficiency. Standard models are fitted with strategically elevated top seats that facilitate precise, quick and effortless load handling, and the cranes can also be operated via radio remote control.

FEATURES



ENHANCED MOBILITY FOR OPTIMISED PAYLOADS

Cutting-edge design optimises the rolloaders' mobility and functionality, offering significant gains on time, effort and efficiency. The ability to manoeuvre the cranes close to loading points eliminates the need to reposition trucks while loading. The cranes can also be conveniently transferred between trailers and semi-trailers, boosting payload proportions per assignment. With a chassis less than 1.5m long, the maximum length of payloads is never restricted by our roloader cranes, making offloading easier than ever.



BUILT TO PUSH THE LIMITS FORTIFIED FOR HEAVY LIFTING

Their robust and agile build guarantees that no load is too cumbersome for our heavy duty roloader cranes. From building materials to timber, heavy equipment, glass and rails, Kennis roloader cranes can adeptly handle a broad variety of loads regardless of size and shape. Special features include a heavy-duty protection plate that secures the load when the vehicle is moved, as well as foldable stabiliser legs that make lifting bulky loads easier than ever.



SAFE AND SECURE TOP SEAT FOR EFFICIENT OPERATION

All Kennis roloader cranes are equipped with a comfortable top seat which is securely positioned at a comfortable height to offer strategic visibility of the loading platform while limiting the risk of blind angles. Standard models are fitted with five levers and two pedals, with the possibility of adding up to two more pedals as well as two joysticks.



ALL-IN-ONE KENNIS STABILITY SYSTEM

The custom-built Kennis stability system combines the power of side extension cylinders and stabiliser legs to present extraordinary stability and resilience. All Kennis stability control systems are compliant with the European standard EN12999. Customers can choose between two variants – the KSS-01, which positions the stabiliser on the ground, on either side of the truck, and the KSS-02, which has inclination sensors that can dynamically adjust the crane's lifting capacity based on its operating position.



COMPACT STRUCTURE FOR HASSLE-FREE STORAGE

The compact structure of the Kennis rollover cranes allows it to be easily folded and stored in nominal space, while the minimal tare weight efficiently amplifies payload capacity.

13-RL

The 13-RL is the latest generation Kennis rollover crane that delivers ground-breaking improvements in weight, emissions, safety and ergonomics. Featuring a 40% weight reduction, the crane provides a significant boost to load capacity while remaining fully compliant with transport regulations.

In addition to 13 tonne metre lifting capacity and a new rigid hexagonal extension with a 6.2m outreach, the crane also features a high-speed proportional joystick control station and advanced trailer stability control system that make the cranes exceptionally safe, reliable and simple to use.

The Kennis 13-RL has been built for resilience and longevity. From extensive endurance loading and fatigue cycle testing to rigorous field tests in heavy duty conditions, the model has been proven to perform flawlessly even in the toughest of terrains. Possible customisations include a narrower roller track width, special colour coatings, an additional working light as well as crane locking. A 5 ton capacity rotating hook is also available as an accessory.



Hyva cranes can be easily adapted for custom uses with a wide range of accessories that can be easily fitted, or even retrofitted on the equipment for improved functionality and versatility.



WARNING LIGHTS

Cranes equipped with radio remote control feature two warning lights in a visible area to inform the operator when maximum lifting capacity is approached. In keeping with CE rules, a warning light is also installed in the cabin to indicate if the manual stabiliser beam is open.



OIL COOLER

A large exchanging surface and an electric fan enables the oil cooler to reduce the temperature of the oil and prevent overheating in the hydraulic circuit of the crane. This facilitates precise movement, longer seal life as well as longer pump and valve life.



WINCH

The compact dimensions, low weight, high power and unrivalled safety makes our winches the best in the market. Stainless steel components strengthen their resistance to corrosion while a wide range of accessories extend their applications.



BRICKS CLAMP

Brick clamps enable safe and efficient handling of building materials and pallets. Customers can choose from a wide range of attachments for this purpose which can be easily installed on our various cranes.



TOP SEAT

Available in a medium as well as large size, the top seat makes it possible for the operator to control crane operations from an elevated position using control levers that are ergonomically attached to the seat.



STAND UP PLATFORM

The platform can be securely attached to the base of our cranes, enabling the operator to use the machine while standing. Our CE cranes are also equipped with a safety device that prevents the boom rotating over the stand up platform when the accessory is in use.

DEDICATED CUSTOMER SUPPORT



Our comprehensive suite of aftersales services ensures that customers are able to extract maximum value from our products safely and efficiently. Technical training is provided by specialists based in our flagship facility in Italy as well as the customers' countries, while a purpose-built web portal supports the sharing of technical and marketing information as well as spare parts ordering through service partners and dealers. A dedicated spare parts stock, dynamic order management and global network of distributors enables our customers to benefit from seamless round-the-clock, door-to-door spare parts delivery around the world.

130 countries
2,500 employees
25,000 customers
37 subsidiaries
12 production facilities



Hyva is a leading provider of innovative and highly efficient transport solutions for commercial vehicles used in transport, construction, mining, materials handling and environmental service industries.

Founded in 1979 in the Netherlands, the company has a global presence with 37 fully owned subsidiaries, extraordinary service coverage and 12 manufacturing facilities in Brazil, China, Europe and India.

For more information on Hyva, please visit www.hyva.com

or follow us on:



Hyva Holding B.V.
Antonie van Leeuwenhoekweg 37
2408 AK Alphen aan den Rijn
The Netherlands
Telephone: +31 (0)172 - 42 35 55
Telefax: +31 (0)172 - 42 08 80
info@hyva.com
www.hyva.com
www.hyvacrane.com



ISO 9001 • ISO 14001

Quality and
environmental certified

DEALER STAMP